

°eluma DecoPanel Quote Request & Order Form

Request for: Quote Order

Company: _____
 Contact Name: _____
 Address: _____
 City, State, Zip: _____
 Phone #: _____
 Fax #: _____
 Email: _____

Email (or fax) form to your authorized distributor:

Distributor Name: _____

Branch Location: _____

Email/ Fax: _____



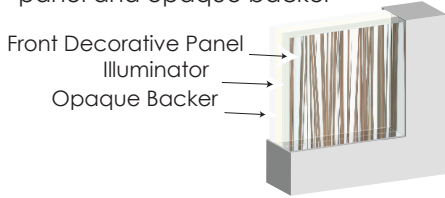
Ph: (877)332-3396 Fx:(704)332-3267
 www.element-designs.com orders@element-designs.com


Date: _____ PO #: _____

Step 1:
 Select Panel Type

°eluma DecoSplash/ 1 Sided DecoPanel includes a front decorative glass or acrylic panel and opaque backer

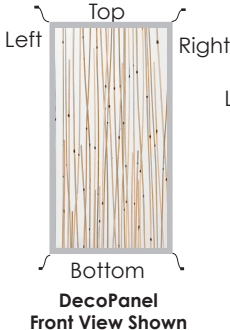
°eluma DecoPanel - 2 Sided includes front and back decorative glass or acrylic panels





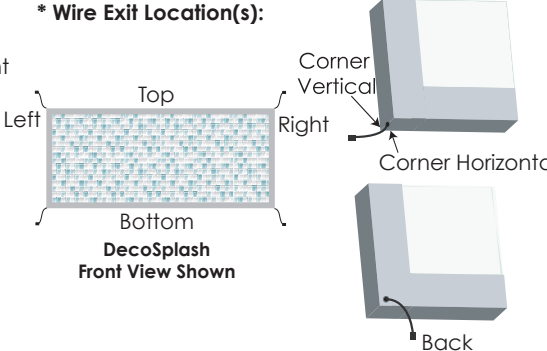
Step 2:
 Enter Panel Specifications:

Item #	Qty	Width/ Height: Max. = 36" Min. = 5" (Contact Element Designs if dims exceed maximums)	Height/ Width: Max. = 96" Min. = 5" (Contact Element Designs if dims exceed maximums)	Wire Exit Location*: Top (T) or Bottom (B) + Left (L) or Right (R) + Corner Vertical (CV), Corner Horizontal (CH) or Back (B)	Wire Length**: 3" Standard, 10' Max.	Screw Placement***: 2 Sided DecoPanel ONLY (Select one) Top / Bottom OR Left / Right



DecoPanel Front View Shown

*** Wire Exit Location(s):**



DecoSplash Front View Shown

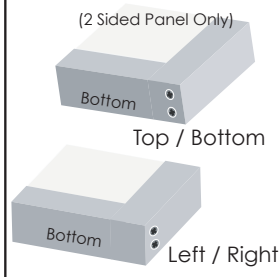
**** Wire Length:**

DecoPanel standard LED placement is on the width side of the panel. DecoPanels over 18" in width will require LEDs on opposing sides of DecoPanel.

DecoSplash standard LED placement is at top of the panel. DecoSplashes over 18" in height will require LEDs on top and bottom of backsplash.

If wire exit location is located on the opposite side of the LED, maximum wire length = 10' - height

***** Screw Placement:**
(2 Sided Panel Only)



Bottom
Top / Bottom
Bottom
Left / Right

DecoSplash and 1 Sided Panels use internal bracket construction with screws exposed on back of panels

Step 3:
 Select Frame Finish

Anodized Aluminum

Natural Aluminum

Brushed Stainless Steel Look

Powder Coat

Oil Rubbed Bronze Powdercoat

Black Powdercoat

White Powdercoat

Step 4:
 Select Front Decorative Panel

Textured Glass

Satin

Austral

Master Carre

Digitally Printed Glass

Mosaic - Color: _____

Twigs - Color: _____

Autumn Grass

Spring Grass

Custom Image
(must provide 300dpi or higher image)

3Form Architectural Resin & Acrylics

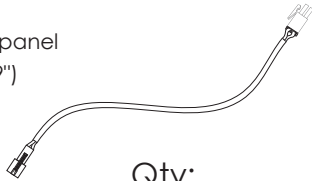
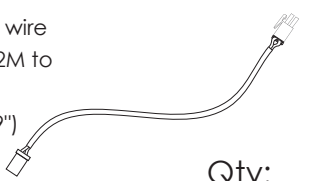
3Form Pattern: _____
Pattern Ecoresins have a Sandstone finish on both sides. The colored finishes are Patina on the front and Super Matte on the back.

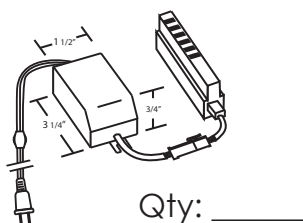
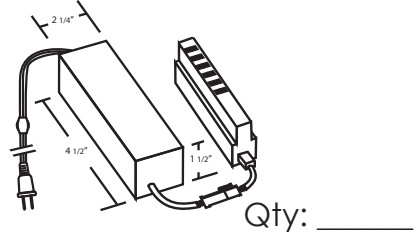
Other: _____

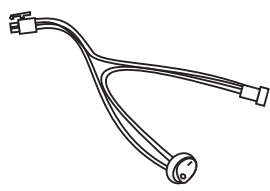
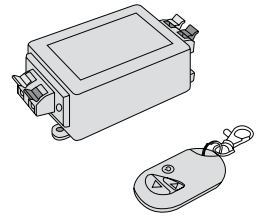
°eluma DecoPanel & DecoSplash Quote Request/ Order Form (Page 2)

Step 4: Select Front Decorative Panel	Textured Glass <input type="checkbox"/> Satin <input type="checkbox"/> Austral <input type="checkbox"/> Master Carre	Digitally Printed Glass <input type="checkbox"/> Mosaic - Color: _____ <input type="checkbox"/> Twigs - Color: _____ <input type="checkbox"/> Autumn Grass <input type="checkbox"/> Spring Grass <input type="checkbox"/> Custom Image (must provide 300dpi or higher image)	3Form Architectural Resin & Acrylics <input type="checkbox"/> 3Form Pattern: _____ <i>Pattern Ecoresins have a Sandstone finish on both sides. The colored finishes are Patina on the front and Super Matte on the back.</i> <input type="checkbox"/> Other: _____
---	--	---	--

Step 6: Select LED Color Temperature	<input type="checkbox"/> Warm - (3500K) (ambient light recommended for residential environments) 50K hour useful life	<input type="checkbox"/> Daylight (6500K) (natural light recommended for commercial environments) 50K hour useful life	<input type="checkbox"/> RGB Color Changing LED (Includes RGB controller) 50K hour useful life
--	---	--	--

Step 7: Determine Electrical Component Requirements	LED-PKT-2M 1 wire required per panel Length = 2M (79")	EXT-2M optional extension wire connects LED-PKT-2M to transformer Length = 2M (79")
	 Qty: _____	 Qty: _____

Step 8: Select Transformer	DC-ELT18-CON 12V DC 18W max. Powers up to 6 LF (72") of LEDs		DC-ELT60-CON 12V DC 60W max. Powers up to 20 LF (240") of LEDs	
--	---	--	---	--

Step 9: Select On-Off Switch and Dimmer Components (Optional)	RDSW-2M Round rocker switch with 2M (79") lead available in white or black	LED-DIMRMT-12V 12V remote control dimmer
		
	RDSW-2M-WH (White) Qty: _____ RDSW-2M-BL (Black) Qty: _____	Qty: _____

Step 10: Additional notes and instructions:	_____ _____ _____
---	-------------------------

For Technical Support, please call (877) 332-3396
 Please fax your quote request/ order form to: (704)332-3267

